

## COVID-19 Update May 31, 2020

As of **May 30, 2020, at 8:30 PM**, the total number of laboratory-confirmed and probable cases of COVID-19 reported among Connecticut resident is **42201**. **Four hundred eighty-one** patients are currently hospitalized with laboratory-confirmed COVID-19. There have been **3944** COVID-19-associated deaths.

**Day-to-day changes reflect newly reported cases, deaths, and tests that occurred over the last several days to week.** All data in this report are preliminary; data for previous dates will be updated as new reports are received and data errors are corrected. Hospitalization data were collected by the Connecticut Hospital Association. Deaths\* reported to either the OCME or DPH are included in the daily COVID-19 update.

\*For public health surveillance, COVID-19-associated deaths include persons who tested positive for the virus that causes COVID-19 disease around the time of death (confirmed) and persons whose death certificate lists COVID-19 disease as a cause of death or a significant condition contributing to death (probable).

Overall Summary	Total	Change Since Yesterday
COVID-19 Cases	42201	+179
COVID-19-Associated Deaths	3944	+32
Patients Currently Hospitalized with COVID-19	481	-52
COVID-19 PCR Tests Reported	250046	+3111

### COVID-19 Cases and Associated Deaths by County of Residence

*As of 05/30/20 8:30pm. Includes patients tested at the State Public Health Laboratory, hospital, and commercial laboratories.*

County	COVID-19 Cases	COVID-19-Associated Deaths
Fairfield County	15549	1277
Hartford County	10296	1250
Litchfield County	1397	133
Middlesex County	1104	152
New Haven County	11323	972
New London County	1078	89
Tolland County	836	57
Windham County	384	14
Pending address validation	234	0
<b>Total</b>	<b>42201</b>	<b>3944</b>

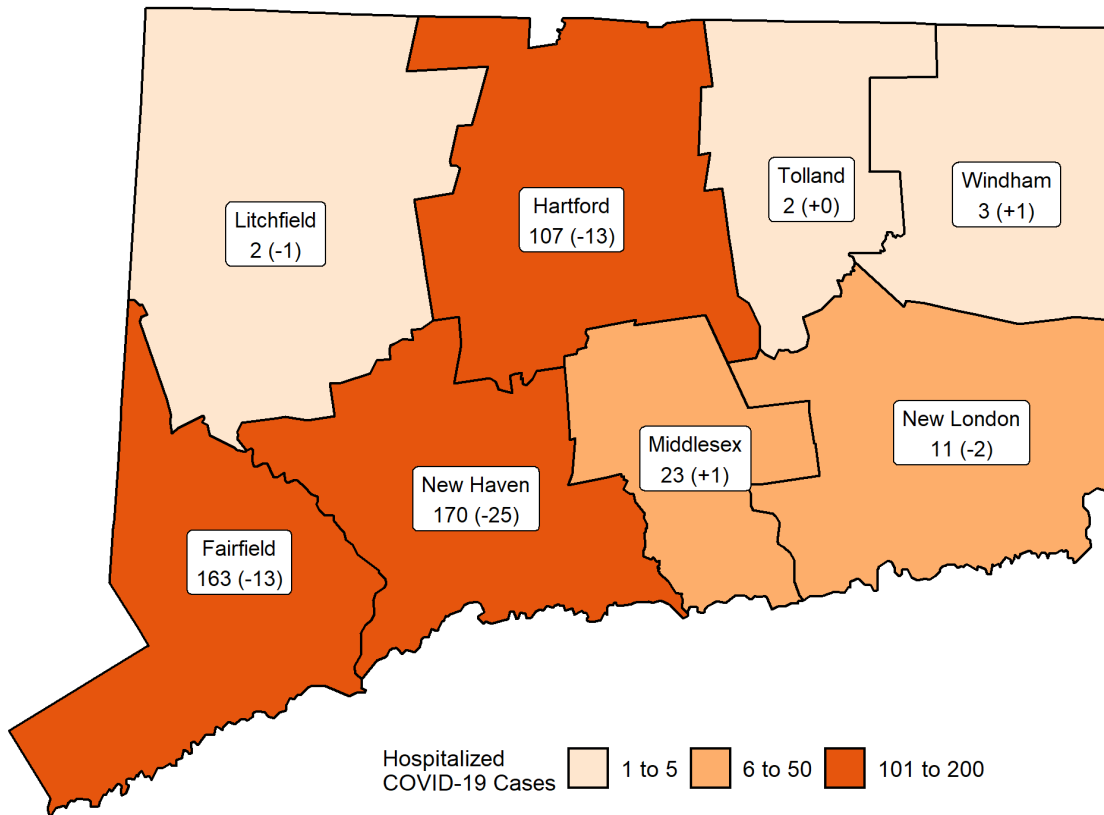
[National COVID-19 statistics](#) and information about [preventing spread of COVID-19](#) are available from the Centers for Disease Control and Prevention.

## Hospitalization Surveillance

The map below shows the number of patients currently hospitalized with laboratory-confirmed COVID-19 by county based on data collected by the Connecticut Hospital Association. The distribution is by location of hospital, not patient residence. The labels indicate the number of patients currently hospitalized with the change since yesterday in parentheses.

### Patients Currently Hospitalized by Connecticut County

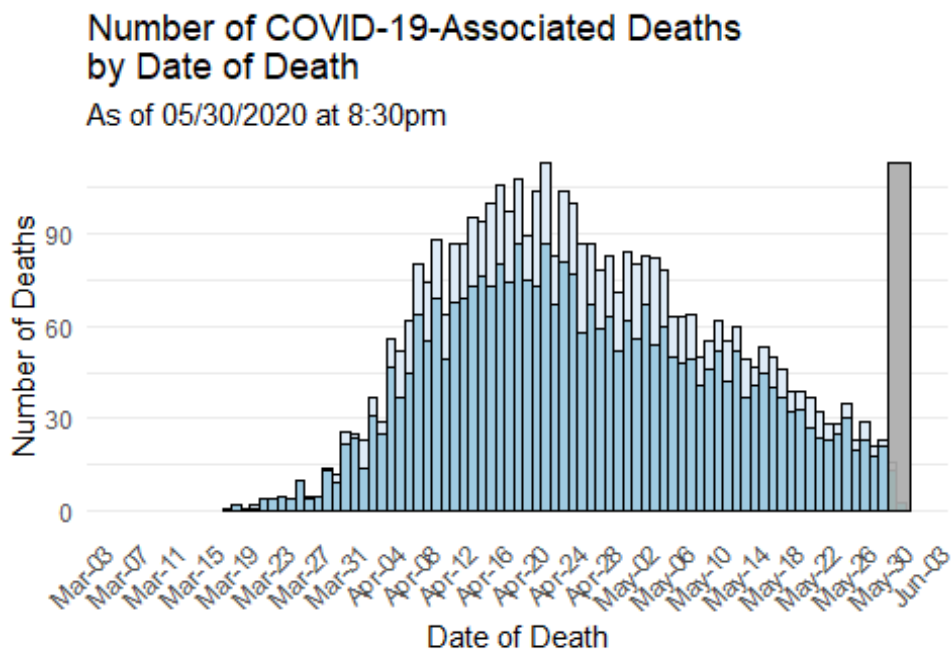
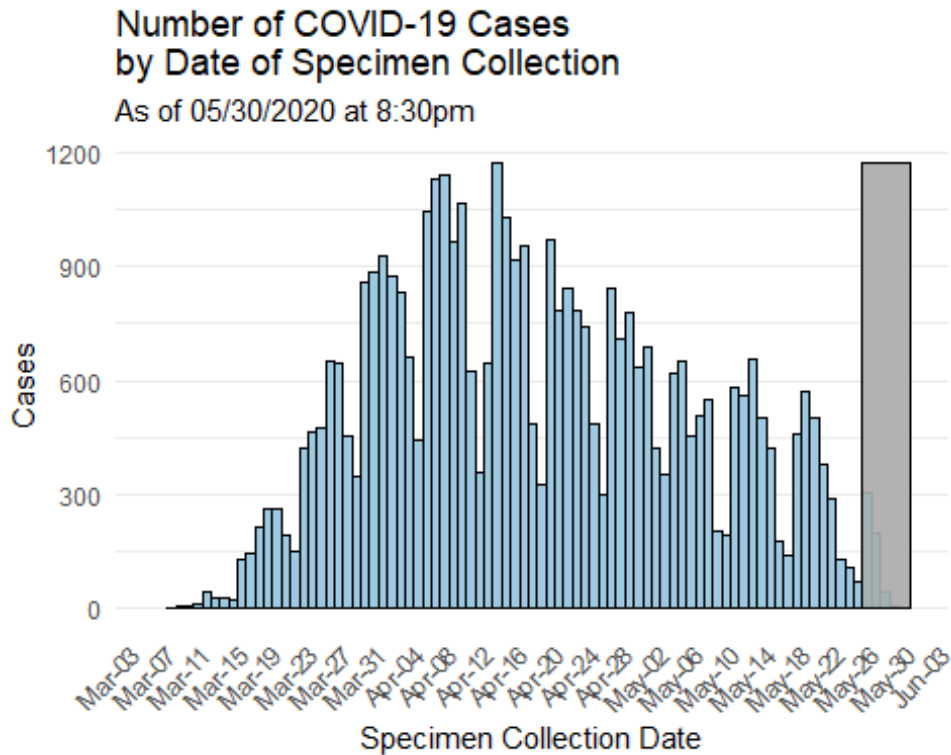
*Distribution by location of hospital not patient residence. Data from the Connecticut Hospital Association.*



More information about hospitalized cases of COVID-19 in New Haven and Middlesex Counties is available from [COVID-NET](#).

## Characteristics of COVID-19 Cases and Associated Deaths

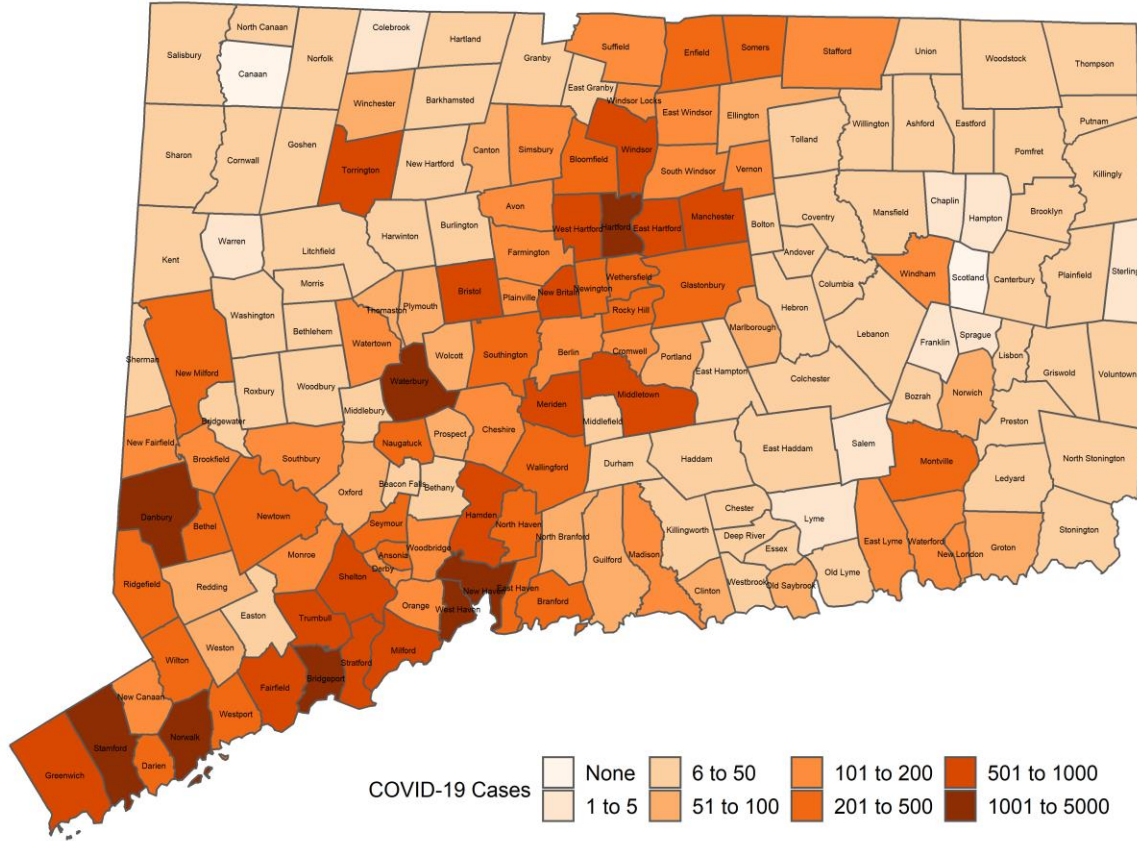
Test results may be reported several days after the result. Data are incomplete for most recent dates shaded in grey. Data from previous dates are routinely updated.



Confirmed Probable

## Connecticut Towns with Confirmed and Probable Cases of COVID-19

Map does not include 234 cases pending address validation



All data are preliminary and subject to change.

## APPENDIX A. Towns with Confirmed and Probable Cases of COVID-19

Table does not include 234 cases pending address validation

Town	Cases	Town	Cases	Town	Cases
Andover	10	Griswold	24	Prospect	53
Ansonia	256	Groton	87	Putnam	27
Ashford	15	Guilford	94	Redding	71
Avon	116	Haddam	29	Ridgefield	204
Barkhamsted	26	Hamden	944	Rocky Hill	385
Beacon Falls	45	Hampton	2	Roxbury	7
Berlin	150	Hartford	2250	Salem	4
Bethany	32	Hartland	6	Salisbury	11
Bethel	245	Harwinton	28	Scotland	0
Bethlehem	12	Hebron	23	Seymour	225
Bloomfield	482	Kent	7	Sharon	27
Bolton	23	Killingly	28	Shelton	577
Bozrah	7	Killingworth	14	Sherman	14
Branford	327	Lebanon	23	Simsbury	108
Bridgeport	3345	Ledyard	21	Somers	286
Bridgewater	7	Lisbon	11	South Windsor	139
Bristol	553	Litchfield	36	Southbury	172
Brookfield	155	Lyme	2	Southington	311
Brooklyn	22	Madison	137	Sprague	4
Burlington	24	Manchester	640	Stafford	103
Canaan	0	Mansfield	29	Stamford	3104
Canterbury	11	Marlborough	75	Sterling	2
Canton	83	Meriden	772	Stonington	31
Chaplin	3	Middlebury	44	Stratford	796
Cheshire	183	Middlefield	18	Suffield	114
Chester	46	Middletown	549	Thomaston	54
Clinton	52	Milford	620	Thompson	33
Colchester	36	Monroe	105	Tolland	46
Colebrook	3	Montville	252	Torrington	513
Columbia	22	Morris	14	Trumbull	509
Cornwall	6	Naugatuck	363	Union	6
Coventry	40	New Britain	958	Vernon	177
Cromwell	115	New Canaan	166	Voluntown	9
Danbury	1783	New Fairfield	106	Wallingford	441
Darien	204	New Hartford	25	Warren	4
Deep River	9	New Haven	2443	Washington	19
Derby	153	New London	136	Waterbury	1866
Durham	32	New Milford	269	Waterford	155
East Granby	9	Newington	351	Watertown	143
East Haddam	17	Newtown	211	West Hartford	655
East Hampton	42	Norfolk	11	West Haven	1026
East Hartford	793	North Branford	81	Westbrook	29
East Haven	389	North Canaan	6	Weston	63
East Lyme	142	North Haven	241	Westport	288
East Windsor	146	North Stonington	12	Wethersfield	248
Eastford	8	Norwalk	1991	Willington	13
Easton	30	Norwich	89	Wilton	201
Ellington	58	Old Lyme	15	Winchester	51
Enfield	417	Old Saybrook	69	Windham	175
Essex	22	Orange	113	Windsor	546
Fairfield	593	Oxford	77	Windsor Locks	110
Farmington	195	Plainfield	31	Wolcott	99
Franklin	4	Plainville	140	Woodbridge	127
Glastonbury	272	Plymouth	68	Woodbury	42
Goshen	8	Pomfret	14	Woodstock	13
Granby	20	Portland	61		
Greenwich	788	Preston	14		

**APPENDIX B.** The following graphs show the number of cases and deaths by race and ethnicity. Categories are mutually exclusive. The category “multiracial” includes people who answered ‘yes’ to more than one race category. Counts may not add up to total case counts as data on race and ethnicity may be missing. NH=Non-Hispanic

